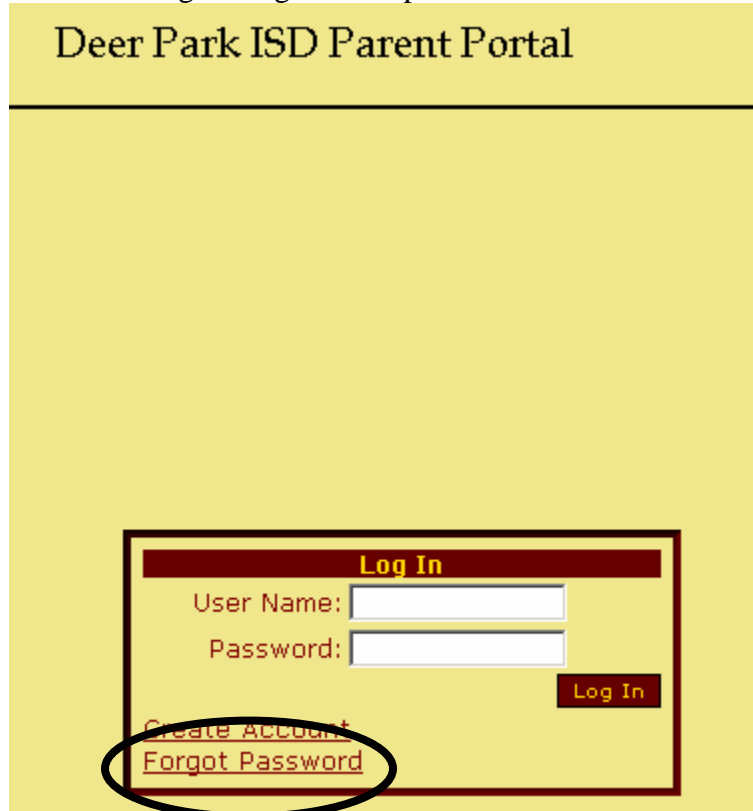


I Forgot My Password....What Do I Do?

Passwords are not reset by Technology Staff. If you forget your password, you will need to click the [Forgot Password](#) link found on the Parent Portal login screen.

You will be prompted to answer the security question that was entered during the registration process.

At that point, a new password is automatically generated and is sent to the email account you entered during the registration process.



Deer Park ISD Parent Portal

Log In

User Name:

Password:

[Create Account](#)

[Forgot Password](#)

Click on the
Forgot Password
link

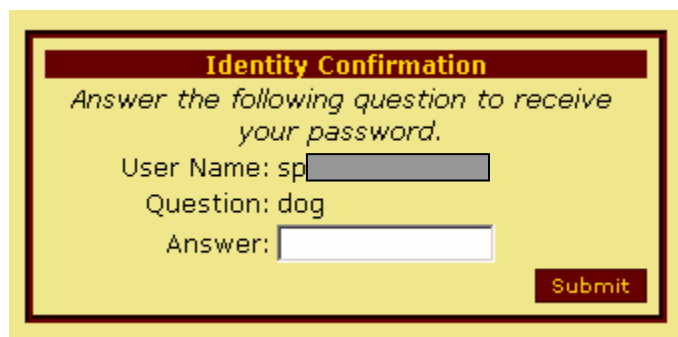


Forgot Your Password?

Enter your User Name to receive your password.

User Name:

Enter your User
Account name for the
Parent Portal.
Then click the Submit
button



Identity Confirmation

Answer the following question to receive your password.

User Name: sp

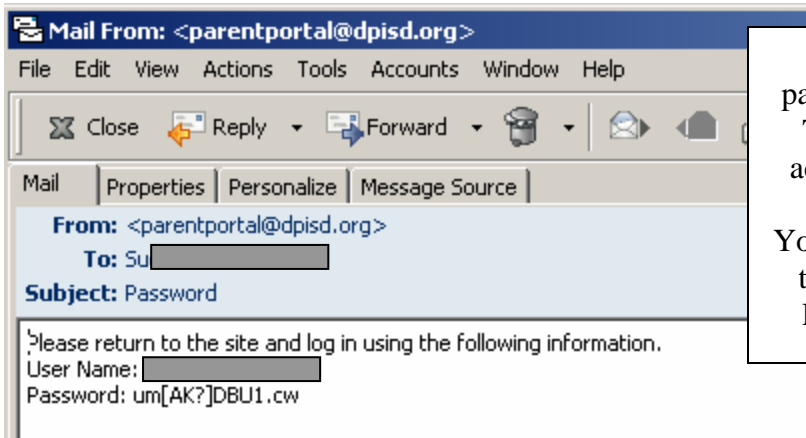
Question: dog

Answer:

Your User Account and
your Security Question
will display.
Enter the answer to your
security question.
Then click the Submit
button.



Your password has been sent to you.

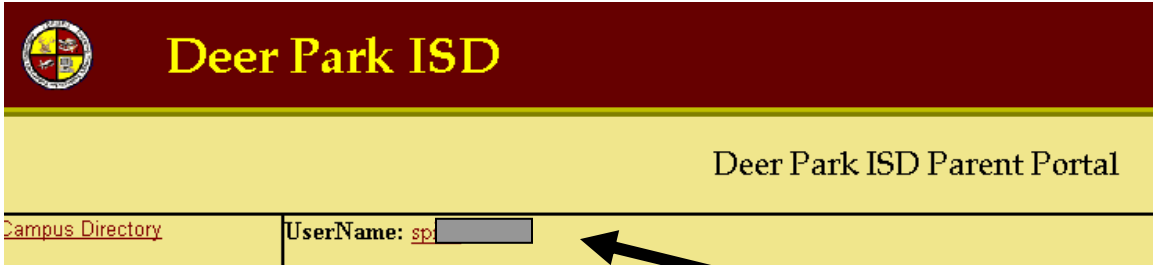


The password is a default password created by the system. This will be sent to the email account you entered during the registration process. You can copy and paste this from the email you receive into the Parent Portal Password field.



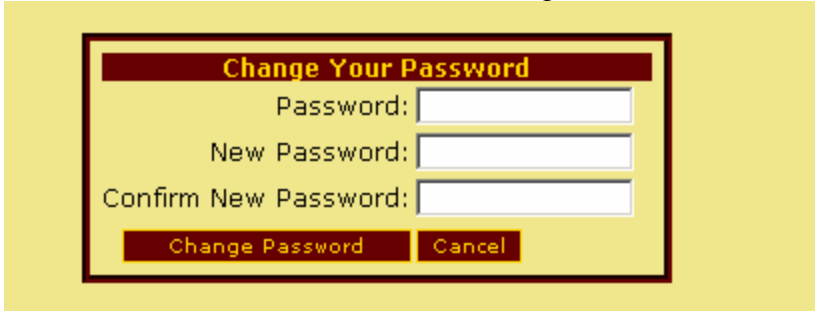
Log into the Parent Portal using your new password.

More than likely, you will want to change the default password sent via email to a password that is more meaningful to you.



Your user account name is a link to change your password. Click on your user account name to bring up the change password screen.

Fill in the fields below and click the Change Password button



The following screen will display. Click the Continue button to complete your log in to the Parent Portal.

