

### Activity 2: Describe the Walk


Label the table and graph. Sketch the graph. Write a symbolic rule and a description of the walk.

1.

Table

Time	Distance
0	15
1	21
2	27

Graph



Verbal Description:


Rule:

2.

Table

Time	Distance
3	21
4	20
5	19

Graph



Verbal Description:


Rule:

3.

Table

Time	Distance
0	1
3	7
6	13

Graph



Verbal Description:


Rule:

4.

Table

Time	Distance
2	5
6	17
10	29

Graph



Verbal Description:

Rule: